

ACI Racing Weekend Vallelunga, 15-16 Giugno 2024

Campionato Italiano GT Endurance - Classifica Free Practice 2

Vallelunga 4.085 m

1 / 2

No. Driver	Nat	Entrant	Team	Car	Class	Time	Gap	Rel.	Laps	
1	27	LECLERC Arthur	MCO	Scuderia Baldini	Scuderia Baldini	Ferrari 296	GT3-GT3Pf	1'31.899		26
2	51	BRACALENTE Alessandro	ITA	AF Corse	AF Corse	Ferrari 488	GT3-GT3Pf	1'32.038	0.139	0.139 28
3	12	AKA Alex	DEU	Tresor Audi Sport Italia	Tresor Audi Sport Italia	Audi R8 LMS	GT3-GT3Pf	1'32.104	0.205	0.066 27
4	55	SCARPETTA Vincenzo	ITA	Nova Race Events	Nova Race Events	Honda NSX Acura	GT3-GT3Pf	1'32.123	0.224	0.019 24
5	17	FULGENZI Enrico	ITA	EF Racing	EF Racing	Porsche 911 R 992	GT3-GT3Pf	1'32.202	0.303	0.079 26
6	99	MONCINI Leonardo	ITA	Tresor Audi Sport Italia	Tresor Audi Sport Italia	Audi R8 LMS	GT3-GT3Pf	1'32.746	0.847	0.544 28
7	19	CAZZANIGA Riccardo	ITA	VSR	VSR	Lamborghini Huracán EVO 2	GT3-GT3Pf	1'32.866	0.967	0.120 22
8	8	CASSARÀ Marco	ITA	BMW Italia Ceccato Racing	BMW Italia Ceccato Racing	BMW G82 M4	GT3-GT3Pf	1'32.901	1.002	0.035 30
9	66	STADSBADER Gilles	BEL	VSR	VSR	Lamborghini Huracán EVO 2	GT3-GT3Pf	1'32.946	1.047	0.045 25
10	50	PONZIO Riccardo	ITA	AF Corse	AF Corse	Ferrari 296	GT3-GT3Pf	1'33.025	1.126	0.079 25
11	85	ROGALSKI Robin	POL	Imperiale Sport Car Service	Imperiale Sport Car Service	Lamborghini Huracán EVO 2	GT3-GT3Pf	1'33.454	1.555	0.429 24
12	7	COMANDINI Stefano	ITA	BMW Italia Ceccato Racing	BMW Italia Ceccato Racing	BMW G82 M4	GT3-GT3Pf	1'33.601	1.702	0.147 26
13	63	MOULIN Baptiste	BEL	VSR	VSR	Lamborghini Huracán EVO 2	GT3-GT3Pf	1'33.703	1.804	0.102 8
14	16	SANDRUCCI Gustavo	ITA	AKM Motorsport	AKM Motorsport	Mercedes AMG	GT3-GT3Pf	1'33.763	1.864	0.060 28
15	5	LORENZO Jorge	ESP	L&A Infinity	L&A Infinity	Aston Martin Vantage AMR	GT3-GT3Pf	1'33.775	1.876	0.012 26
16	28	MARCHETTI Alessandro	ITA	Nova Race Events	Nova Race Events	Mercedes AMG	GT3-GT3AI	1'33.780	1.881	0.005 24
17	75	COLAVITA Leonardo	ITA	Double TT Racing	Double TT Racing	Ferrari 488	GT3-GT3AI	1'33.844	1.945	0.064 27
18	77	MAGNONI Luca	ITA	Nova Race Events	Nova Race Events	Honda NSX Acura	GT3-GT3AI	1'34.216	2.317	0.372 26
19	33	PAVLOVIC Milos	SRB	Auto Sport Racing	Star Performance	Lamborghini Huracán EVO 2	GT3-GT3AI	1'34.619	2.720	0.403 24
20	172	SEGÙ Luca	ITA	DL Racing	DL Racing	Lamborghini Huracán ST EVO 2	GTC-GTC1	1'34.668	2.769	0.049 25
21	127	BERTON Giovanni	ITA	Racevent	Racevent	Porsche 911 Cup 992	GTC-GTC2	1'34.880	2.981	0.212 27
22	54	FARHADI Aaron	USA	Imperiale Sport Car Service	Imperiale Sport Car Service	Lamborghini Huracán EVO 2	GT3-GT3AI	1'35.121	3.222	0.241 11
23	122	NICOLOSI Giuseppe	ITA	Ebimotors	Ebimotors	Porsche 911 Cup 992	GTC-GTC2	1'35.339	3.440	0.218 28
24	292	KNEZ Matej	SVN	Centri Porsche Ticino	Centri Porsche Ticino	Porsche 911 Cup 992	GTC-GTC2	1'35.555	3.656	0.216 28
25	202	CLEMENTI PISANI Alberto	ITA	HC Racing Division	HC Racing Division	Lamborghini Huracán ST EVO 2	GTC-GTC1	1'36.116	4.217	0.561 30
26	272	GATTUSO Stefano	ITA	DL Racing	DL Racing	Lamborghini Huracán ST EVO 2	GTC-GTC1	1'36.364	4.465	0.248 27
27	291	PRESEZZI Valerio	ITA	Centri Porsche Ticino	Centri Porsche Ticino	Porsche 911 Cup 992	GTC-GTC2	1'37.071	5.172	0.707 23
28	111	DEMARCHI Luca	ITA	Best Lap	Best Lap	Ferrari 488 Challenge Evo	GTC-GTC1	1'37.208	5.309	0.137 27
29	207	MENDEZ Andres	COL	Invictus Corse	Invictus Corse	Lamborghini Huracán ST EVO 2	GTC-GTC1	1'37.257	5.358	0.049 22
30	212	MARZIALETTI Giammarco	ITA	Best Lap	Best Lap	Ferrari 488 Challenge Evo	GTC-GTC1	1'37.530	5.631	0.273 19
31	217	VAN DER SLOOT Sandra	NLD	EF Racing	EF Racing	Porsche 911 Cup 992	GTC-GTC2	1'37.686	5.787	0.156 14
32	151	RISITANO Nicolas	ITA	SR&R	SR&R	Ferrari 488 Challenge Evo	GTC-GTC1	1'38.417	6.518	0.731 23
33	103	LA MAZZA Francesco	ITA	Easy Race	Easy Race	Ferrari 488 Challenge Evo	GTC-GTC1	1'38.701	6.802	0.284 27
34	32	MUR Sandro	HRV	Auto Sport Racing	Star Performance	Lamborghini Huracán EVO 2	GT3-GT3AI	1'38.800	6.901	0.099 12
35	232	LAH Andrej	SVN	LEMA Racing	LEMA Racing	Lamborghini Huracán ST EVO 2	GTC-GTC1	1'39.992	8.093	1.192 27

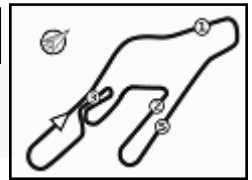
Humidity:	33%	AIR	27°C
Condition:	DRY	Track	43°C

Clerk of the Course : Dino Lodola

Race Director : Alessandro Ferrari

14/06/2024	Start 17:45	End 18:43
------------	----------------	--------------





ACI Racing Weekend Vallelunga, 15-16 Giugno 2024

Campionato Italiano GT Endurance - Classifica Free Practice 2

Penalty and Infringement

Fastest Laps Sequence

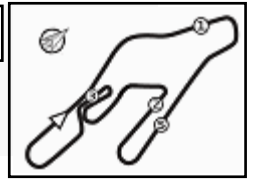
No.	Entrant	Nat	Team	Car	Local Time	Time	Gap	Avg
8	M. CASSARÀ	ITA	BMW Italia Ceccato Racing	BMW G82 M4	17:48'23.513	1'35.229		154,428
7	S. COMANDINI	ITA	BMW Italia Ceccato Racing	BMW G82 M4	17:48'25.404	1'34.652	-0.577	155,369
8	M. CASSARÀ	ITA	BMW Italia Ceccato Racing	BMW G82 M4	17:49'57.865	1'34.352	-0.300	155,863
7	S. COMANDINI	ITA	BMW Italia Ceccato Racing	BMW G82 M4	17:49'59.389	1'33.985	-0.367	156,472
66	G. STADSBADER	BEL	VSR	Lamborghini Huracán EVO 2	17:50'34.775	1'33.733	-0.252	156,892
63	B. MOULIN	BEL	VSR	Lamborghini Huracán EVO 2	17:51'56.727	1'33.703	-0.030	156,943
66	G. STADSBADER	BEL	VSR	Lamborghini Huracán EVO 2	17:52'07.721	1'32.946	-0.757	158,221
99	L. MONCINI	ITA	Tresor Audi Sport Italia	Audi R8 LMS	17:59'04.764	1'32.746	-0.200	158,562
27	A. LECLERC	MCO	Scuderia Baldini	Ferrari 296	18:22'37.511	1'32.224	-0.522	159,460
27	A. LECLERC	MCO	Scuderia Baldini	Ferrari 296	18:25'52.197	1'31.899	-0.325	160,024

Clerk of the Course : Dino Lodola

Race Director : Alessandro Ferrari

14/06/2024 Start 17:45 End 18:43





ACI Racing Weekend Vallelunga, 15-16 Giugno 2024

Campionato Italiano GT Endurance - Best Sectors & Speed Free Practice 2

BEST LAP		
1	27 SCUDERIA BALDINI	Ferrari 296 1'31.899
2	51 AF CORSE	Ferrari 488 1'32.038
3	12 TRESOR AUDI SPORT ITALIA	Audi R8 LMS 1'32.104
4	55 NOVA RACE EVENTS	Honda NSX Acura 1'32.123
5	17 EF RACING	Porsche 911 R 992 1'32.202
6	99 TRESOR AUDI SPORT ITALIA	Audi R8 LMS 1'32.746
7	19 VSR	Lamborghini Huracán EVO 2 1'32.866
8	8 BMW ITALIA CECCATO RAC	BMW G82 M4 1'32.901
9	66 VSR	Lamborghini Huracán EVO 2 1'32.946
10	50 AF CORSE	Ferrari 296 1'33.025
11	85 IMPERIALE SPORT CAR SER	Lamborghini Huracán EVO 2 1'33.454
12	7 BMW ITALIA CECCATO RAC	BMW G82 M4 1'33.601
13	63 VSR	Lamborghini Huracán EVO 2 1'33.703
14	16 AKM MOTORSPORT	Mercedes AMG 1'33.763
15	5 L&A INFINITY	Aston Martin Vantage AMR 1'33.775
16	28 NOVA RACE EVENTS	Mercedes AMG 1'33.780
17	75 DOUBLE TT RACING	Ferrari 488 1'33.844
18	77 NOVA RACE EVENTS	Honda NSX Acura 1'34.216
19	33 AUTO SPORT RACING	Lamborghini Huracán EVO 2 1'34.619
20	172 DL RACING	Lamborghini Huracán ST EVO 2 1'34.668
21	127 RACEVENT	Porsche 911 Cup 992 1'34.880
22	54 IMPERIALE SPORT CAR SER	Lamborghini Huracán EVO 2 1'35.121
23	122 EBIMOTORS	Porsche 911 Cup 992 1'35.339
24	292 CENTRI PORSCHE TICINO	Porsche 911 Cup 992 1'35.555
25	202 HC RACING DIVISION	Lamborghini Huracán ST EVO 2 1'36.116
26	272 DL RACING	Lamborghini Huracán ST EVO 2 1'36.364
27	291 CENTRI PORSCHE TICINO	Porsche 911 Cup 992 1'37.071
28	111 BEST LAP	Ferrari 488 Challenge Evo 1'37.208
29	207 INVICTUS CORSE	Lamborghini Huracán ST EVO 2 1'37.257
30	212 BEST LAP	Ferrari 488 Challenge Evo 1'37.530
31	217 EF RACING	Porsche 911 Cup 992 1'37.686
32	151 SR&R	Ferrari 488 Challenge Evo 1'38.417
33	103 EASY RACE	Ferrari 488 Challenge Evo 1'38.701
34	32 AUTO SPORT RACING	Lamborghini Huracán EVO 2 1'38.800
35	232 LEMA RACING	Lamborghini Huracán ST EVO 2 1'39.992

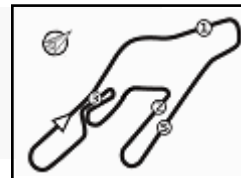
SPEED		
1	202 HC RACING DIVISION	Lamborghini Huracán ST EVO 2 244,3
2	55 NOVA RACE EVENTS	Honda NSX Acura 243,2
3	99 TRESOR AUDI SPORT ITALIA	Audi R8 LMS 242,7
4	51 AF CORSE	Ferrari 488 242,7
5	8 BMW ITALIA CECCATO RAC	BMW G82 M4 241,6
6	77 NOVA RACE EVENTS	Honda NSX Acura 241,1
7	75 DOUBLE TT RACING	Ferrari 488 240,0
8	54 IMPERIALE SPORT CAR SER	Lamborghini Huracán EVO 2 240,0
9	7 BMW ITALIA CECCATO RAC	BMW G82 M4 240,0
10	5 L&A INFINITY	Aston Martin Vantage AMR 240,0
11	85 IMPERIALE SPORT CAR SER	Lamborghini Huracán EVO 2 239,5
12	33 AUTO SPORT RACING	Lamborghini Huracán EVO 2 239,5
13	19 VSR	Lamborghini Huracán EVO 2 239,5
14	111 BEST LAP	Ferrari 488 Challenge Evo 238,9
15	207 INVICTUS CORSE	Lamborghini Huracán ST EVO 2 238,4
16	12 TRESOR AUDI SPORT ITALIA	Audi R8 LMS 238,4
17	66 VSR	Lamborghini Huracán EVO 2 238,4
18	212 BEST LAP	Ferrari 488 Challenge Evo 237,4
19	103 EASY RACE	Ferrari 488 Challenge Evo 237,4
20	16 AKM MOTORSPORT	Mercedes AMG 236,8
21	63 VSR	Lamborghini Huracán EVO 2 236,8
22	28 NOVA RACE EVENTS	Mercedes AMG 236,8
23	50 AF CORSE	Ferrari 296 236,3
24	122 EBIMOTORS	Porsche 911 Cup 992 235,8
25	151 SR&R	Ferrari 488 Challenge Evo 235,8
26	127 RACEVENT	Porsche 911 Cup 992 235,8
27	27 SCUDERIA BALDINI	Ferrari 296 235,8
28	17 EF RACING	Porsche 911 R 992 235,3
29	292 CENTRI PORSCHE TICINO	Porsche 911 Cup 992 234,8
30	217 EF RACING	Porsche 911 Cup 992 234,8
31	291 CENTRI PORSCHE TICINO	Porsche 911 Cup 992 234,3
32	172 DL RACING	Lamborghini Huracán ST EVO 2 234,3
33	232 LEMA RACING	Lamborghini Huracán ST EVO 2 233,3
34	272 DL RACING	Lamborghini Huracán ST EVO 2 233,3
35	32 AUTO SPORT RACING	Lamborghini Huracán EVO 2 229,8

SEG. 1	
1	8 BMW ITALIA CECCATO 11.966
2	55 NOVA RACE EVENTS 11.985
3	51 AF CORSE 11.998
4	12 TRESOR AUDI SPORT 12.012
5	27 SCUDERIA BALDINI 12.035
6	19 VSR 12.051
7	16 AKM MOTORSPORT 12.051
8	63 VSR 12.052
9	50 AF CORSE 12.059
10	28 NOVA RACE EVENTS 12.069
11	7 BMW ITALIA CECCATO 12.076
12	5 L&A INFINITY 12.102
13	77 NOVA RACE EVENTS 12.105
14	99 TRESOR AUDI SPORT 12.123
15	17 EF RACING 12.135
16	75 DOUBLE TT RACING 12.141
17	66 VSR 12.148
18	85 IMPERIALE SPORT CA 12.186
19	33 AUTO SPORT RACING 12.425
20	172 DL RACING 12.494
21	54 IMPERIALE SPORT CA 12.495
22	127 RACEVENT 12.505
23	202 HC RACING DIVISION 12.523
24	111 BEST LAP 12.530
25	122 EBIMOTORS 12.640
26	212 BEST LAP 12.677
27	292 CENTRI PORSCHE TIC 12.728
28	151 SR&R 12.745
29	217 EF RACING 12.794
30	207 INVICTUS CORSE 12.816
31	291 CENTRI PORSCHE TIC 12.847
32	272 DL RACING 12.933
33	32 AUTO SPORT RACING 13.070
34	103 EASY RACE 13.071
35	232 LEMA RACING 13.449

SEG. 2	
1	51 AF CORSE 31.616
2	27 SCUDERIA BALDINI 31.631
3	55 NOVA RACE EVENTS 31.659
4	12 TRESOR AUDI SPORT 31.700
5	17 EF RACING 31.754
6	50 AF CORSE 31.869
7	66 VSR 31.885
8	8 BMW ITALIA CECCATO 31.898
9	19 VSR 31.947
10	99 TRESOR AUDI SPORT 31.963
11	85 IMPERIALE SPORT CA 32.041
12	16 AKM MOTORSPORT 32.067
13	7 BMW ITALIA CECCATO 32.091
14	75 DOUBLE TT RACING 32.099
15	28 NOVA RACE EVENTS 32.269
16	77 NOVA RACE EVENTS 32.291
17	5 L&A INFINITY 32.315
18	63 VSR 32.365
19	33 AUTO SPORT RACING 32.564
20	54 IMPERIALE SPORT CA 32.615
21	172 DL RACING 32.654
22	122 EBIMOTORS 32.848
23	127 RACEVENT 32.864
24	292 CENTRI PORSCHE TIC 32.926
25	272 DL RACING 33.061
26	202 HC RACING DIVISION 33.075
27	111 BEST LAP 33.269
28	212 BEST LAP 33.409
29	291 CENTRI PORSCHE TIC 33.427
30	207 INVICTUS CORSE 33.431
31	217 EF RACING 33.634
32	151 SR&R 33.796
33	32 AUTO SPORT RACING 33.910
34	103 EASY RACE 33.966
35	232 LEMA RACING 34.200

SEG. 3	
1	55 NOVA RACE EVENTS 28.060
2	27 SCUDERIA BALDINI 28.091
3	12 TRESOR AUDI SPORT 28.120
4	51 AF CORSE 28.155
5	17 EF RACING 28.197
6	99 TRESOR AUDI SPORT 28.330
7	66 VSR 28.419
8	50 AF CORSE 28.443
9	8 BMW ITALIA CECCATO 28.479
10	5 L&A INFINITY 28.541
11	19 VSR 28.561
12	85 IMPERIALE SPORT CA 28.577
13	28 NOVA RACE EVENTS 28.635
14	7 BMW ITALIA CECCATO 28.654
15	16 AKM MOTORSPORT 28.655
16	77 NOVA RACE EVENTS 28.682
17	172 DL RACING 28.696
18	63 VSR 28.708
19	127 RACEVENT 28.753
20	292 CENTRI PORSCHE TIC 28.823
21	122 EBIMOTORS 28.911
22	33 AUTO SPORT RACING 28.948
23	54 IMPERIALE SPORT CA 28.985
24	75 DOUBLE TT RACING 28.996
25	272 DL RACING 29.136
26	202 HC RACING DIVISION 29.167
27	207 INVICTUS CORSE 29.298
28	291 CENTRI PORSCHE TIC 29.395
29	111 BEST LAP 29.549
30	217 EF RACING 29.641
31	103 EASY RACE 29.735
32	212 BEST LAP 29.737
33	232 LEMA RACING 29.742
34	32 AUTO SPORT RACING 29.989
35	151 SR&R 30.052

SEG. 4	
1	27 SCUDERIA BALDINI 19.929
2	55 NOVA RACE EVENTS 19.956
3	12 TRESOR AUDI SPORT 20.008
4	17 EF RACING 20.090
5	51 AF CORSE 20.120
6	99 TRESOR AUDI SPORT 20.142
7	50 AF CORSE 20.221
8	19 VSR 20.251
9	7 BMW ITALIA CECCATO 20.270
10	28 NOVA RACE EVENTS 20.297
11	16 AKM MOTORSPORT 20.298
12	8 BMW ITALIA CECCATO 20.321
13	85 IMPERIALE SPORT CA 20.338
14	66 VSR 20.394
15	75 DOUBLE TT RACING 20.400
16	5 L&A INFINITY 20.409
17	63 VSR 20.468
18	33 AUTO SPORT RACING 20.540
19	77 NOVA RACE EVENTS 20.571
20	122 EBIMOTORS 20.711
21	127 RACEVENT 20.752
22	172 DL RACING 20.824
23	292 CENTRI PORSCHE TIC 20.873
24	54 IMPERIALE SPORT CA 20.891
25	291 CENTRI PORSCHE TIC 21.133
26	272 DL RACING 21.154
27	202 HC RACING DIVISION 21.175
28	111 BEST LAP 21.257
29	217 EF RACING 21.312
30	207 INVICTUS CORSE 21.385
31	103 EASY RACE 21.539
32	212 BEST LAP 21.571
33	151 SR&R 21.673
34	32 AUTO SPORT RACING 21.717
35	232 LEMA RACING 22.104



ACI Racing Weekend Vallelunga, 15-16 Giugno 2024

Campionato Italiano GT Endurance - Analisi Tempi Free Practice 2

Vallelunga 4.085 m

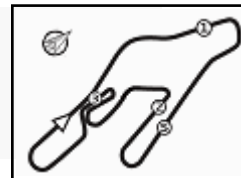
1 / 9

5 L&A Infinity (1'33.775)								8 BMW Italia Ceccato Racing (1'32.901)							
Lap	Seg.1	Seg.2	Seg.3	Seg.4	Lap Time	km/h	Local Time	Lap	Seg.1	Seg.2	Seg.3	Seg.4	Lap Time	km/h	Local Time
1								1							
2	18.531	34.171	29.615	22.711	1'45.028P	233,8	17:46'54.166	2	17.802	33.397	29.380	20.836	1'41.415P	235,8	17:46'48.284
3	12.489	32.925	29.141	20.543	1'35.098	235,8	17:48'29.264	3	12.254	33.394	28.895	20.686	1'35.229	235,3	17:48'23.513
4	12.548	32.750	28.989	20.534	1'34.821	237,4	17:50'04.085	4	12.144	32.682	28.891	20.635	1'34.352	237,4	17:49'57.865
5	12.549	32.531	29.217	20.602	1'34.899	237,9	17:51'38.984	5	12.097	32.401	28.871	20.554	1'33.923	238,4	17:51'31.788
6	14.091	36.253	36.815	21.250	1'48.409	231,3	17:53'27.393	6	12.074	33.501	29.076	21.015	1'35.666	237,9	17:53'07.454
7	12.508	33.005	29.117	20.409	1'35.039	235,3	17:55'02.432	7	12.673	32.403	29.735	20.598	1'35.409	238,9	17:54'42.863
8	13.976	35.897	29.717	4'21.146	5'40.736P	233,3	18:00'43.168	8	12.120	33.431	29.394	20.499	1'35.444	237,9	17:56'18.307
9	20.766	35.812	30.525	22.643	1'49.746P	232,8	18:02'32.914	9	12.045	32.575	28.984	20.493	1'34.097	238,9	17:57'52.404
10	14.751	35.201	30.173	1'33.610	2'53.735P	230,8	18:05'26.649	10	12.064	32.450	29.939	2'14.459	3'28.912P	240,0	18:01'21.316
11	17.416	35.405	30.300	22.230	1'45.351P	236,3	18:07'12.000	11	17.058	33.146	29.666	20.707	1'40.577P	237,4	18:03'01.893
12	13.633	36.118	30.627	22.349	1'42.727	234,3	18:08'54.727	12	12.506	34.886	30.154	20.749	1'38.295	218,2	18:04'40.188
13	14.701	36.570	31.982	3'51.288	5'14.541P	229,3	18:14'09.268	13	12.416	32.805	29.462	21.234	1'35.917	237,9	18:06'16.105
14	35.280	1'07.795	42.966	36.756	3'02.797P	82,6	18:17'12.065	14	12.325	33.865	29.265	20.575	1'36.030	238,4	18:07'52.135
15	35.732	48.120	31.645	22.654	2'18.151	204,2	18:19'30.216	15	12.353	33.362	29.818	22.050	1'37.583	239,5	18:09'29.718
16	13.031	33.629	30.126	21.235	1'38.021	234,8	18:21'08.237	16	12.425	32.839	33.546	2'35.886	3'54.696P	237,9	18:13'24.414
17	12.531	33.081	29.581	20.885	1'36.078	235,8	18:22'44.315	17	18.025	41.561	43.794	37.321	2'20.701P	239,5	18:15'45.115
18	12.409	33.380	30.486	22.315	1'38.590	237,4	18:24'22.905	18	36.407	1'09.887	41.875	20.750	2'48.919	80,9	18:18'34.034
19	12.364	32.593	29.074	20.697	1'34.728	236,8	18:25'57.633	19	12.606	32.675	29.874	20.923	1'36.078	238,4	18:20'10.112
20	12.291	32.515	29.224	21.033	1'35.063	238,4	18:27'32.696	20	12.708	33.295	29.504	20.477	1'35.984	236,3	18:21'46.096
21	12.267	34.703	30.781	2'52.698	4'10.449P	237,4	18:31'43.145	21	12.346	33.230	29.172	20.461	1'35.209	239,5	18:23'21.305
22	17.166	35.590	31.775	20.972	1'45.503P	194,6	18:33'28.648	22	12.241	32.084	28.848	20.643	1'33.816	238,4	18:24'55.121
23	12.865	37.308	49.650	37.694	2'17.517	190,8	18:35'46.165	23	12.326	32.364	28.969	20.463	1'34.122	236,8	18:26'29.243
24	35.759	58.116	30.048	20.833	2'24.756	81,9	18:38'10.921	24	12.418	32.906	29.230	2'04.711	3'19.265P	237,4	18:29'48.508
25	12.502	32.783	28.769	20.437	1'34.491	235,3	18:39'45.412	25	18.215	33.579	28.929	21.331	1'42.054P	237,4	18:31'30.562
26	12.164	32.542	29.707	20.528	1'34.941	238,4	18:41'20.353	26	13.217	32.238	29.506	20.321	1'35.282	238,4	18:33'05.844
27	12.217	32.315	28.541	20.702	1'33.775	238,9	18:42'54.128	27	12.236	32.298	35.475	2'28.490	3'48.499P	238,9	18:36'54.343
28	12.102	32.786				240,0		28	26.711	33.341	28.848	20.477	1'49.377P	236,3	18:38'43.720
								29	12.112	32.076	28.479	20.338	1'33.005	238,9	18:40'16.725
								30	11.966	31.898	28.822	20.334	1'33.020	241,6	18:41'49.745
								31	11.999	31.943	28.579	20.380	1'32.901	241,1	18:43'22.646
								32	12.029						

7 BMW Italia Ceccato Racing (1'33.601)							
Lap	Seg.1	Seg.2	Seg.3	Seg.4	Lap Time	km/h	Local Time
1							
2	18.659	35.119	29.910	21.147	1'44.835P	231,8	17:46'50.752
3	12.289	32.442	29.194	20.727	1'34.652	240,0	17:48'25.404
4	12.104	32.275	29.011	20.595	1'33.985	237,4	17:49'59.389
5	12.112	32.314	29.093	28.634	1'42.153	237,4	17:51'41.542
6				5'10.628	6'41.273P		17:58'22.815
7	21.788	35.636	32.131	21.553	1'51.108P	228,3	18:00'13.923
8	12.313	32.443	28.751	20.270	1'33.777	236,8	18:01'47.700
9	12.147	32.334	28.654	20.554	1'33.689	238,4	18:03'21.389
10	12.150	32.292	28.755	20.979	1'34.176	236,8	18:04'55.565
11	12.159	32.091	28.890	20.461	1'33.601	237,9	18:06'29.166
12	12.268	32.285	28.856	20.495	1'33.904	237,9	18:08'03.070
13	12.110	32.216	29.259	2'46.338	3'59.923P	238,9	18:12'02.993
14	17.241	33.739	28.911	23.687	1'43.578P	232,3	18:13'46.571
15	12.161	45.726	42.410	2'59.001	4'39.298P	180,3	18:18'25.869
16	17.091	34.332	29.686	21.605	1'42.714P	234,3	18:20'08.583
17	12.711	33.342	28.906	20.499	1'35.458	237,4	18:21'44.041
18	12.216	34.149	28.854	20.367	1'35.586	232,8	18:23'19.627
19	12.213	32.292	29.246	20.298	1'34.049	237,9	18:24'53.676
20	12.103	32.236	28.747	20.659	1'33.745	238,4	18:26'27.421
21	12.167	32.429	29.607	20.537	1'34.740	237,9	18:28'02.161
22	12.782	32.880	28.891	20.598	1'35.151	236,8	18:29'37.312
23	12.158	32.397	28.765	5'57.623	7'10.943P	237,9	18:36'48.255
24	28.855	33.720	29.215	20.634	1'52.424P	234,8	18:38'40.679
25	12.240	32.450	29.037	20.555	1'34.282	236,8	18:40'14.961
26	12.100	32.873	29.850	20.699	1'35.522	237,4	18:41'50.483
27	12.076	32.416	28.809	20.588	1'33.889C	237,9	18:43'24.372
28	12.200						

12 Tesor Audi Sport Italia (1'32.104)							
Lap	Seg.1	Seg.2	Seg.3	Seg.4	Lap Time	km/h	Local Time
1							
2	17.654	33.603	29.523	23.111	1'43.891P	230,8	17:53'44.192
3	12.726	32.867	28.924	20.671	1'35.188	235,8	17:55'19.380
4	12.350	32.342	28.825	20.693	1'34.210	237,4	17:56'53.590
5	12.260	32.346	28.936	20.508	1'34.050	236,8	17:58'27.640
6	12.297	32.318	28.821	20.466	1'33.902	233,8	18:00'01.542
7	12.293	32.582	28.934	20.853	1'34.662	233,8	18:01'36.204
8	12.182	32.247	28.753	20.477	1'33.659	234,3	18:03'09.863
9	12.424	32.954	29.700	1'53.088	3'08.166P	233,8	18:06'18.029
10	17.738	33.365	29.146	20.691	1'40.940P	236,3	18:07'58.969
11	12.906	32.944	29.517	22.051	1'37.418	236,8	18:09'36.387
12	12.203	32.516	29.055	22.826	1'36.600	236,8	18:11'12.987
13	12.111	32.071	28.995	20.477	1'33.654	237,9	18:12'46.641
14	12.117	32.047	28.590	3'57.132	5'09.886P	237,9	18:17'56.527
15	24.656	35.067	28.924	20.549	1'49.196P	225,0	18:19'45.723
16	12.143	31.947	28.814	21.464	1'34.368	238,4	18:21'20.091
17	12.599	31.939	28.283	20.128	1'32.949	234,3	18:22'53.040
18	12.070	31.700	28.467	20.150	1'32.387	237,4	18:24'25.427
19	12.653	33.247	28.459	1'38.129	2'52.488P	236,8	18:27'17.915
20	16.207	32.727	35.941	21.560	1'46.435P	234,3	18:29'04.350
21	12.129	32.064	28.130	20.008	1'32.331	235,8	18:30'36.681
22	12.090	31.838	28.145	20.031	1'32.104	238,4	18:32'08.785
23	12.068	31.938	28.215	20.094	1'32.315	237,9	18:33'41.100
24	12.072	52.801	43.769	1'39.396	3'28.038P	81,8	18:37'09.138
25	17.167	32.836	28.762	20.551	1'39.316P	233,3	18:38'48.454
26	12.012	32.841	29.785	21.325	1'35.963	236,8	18:40'24.417
27	12.045	32.133	28.290	20.278	1'32.746	234,8	18:41'57.163

14/06/2024 P = Pits In/Out - C = Lap Time Cancelled



ACI Racing Weekend Vallelunga, 15-16 Giugno 2024

Campionato Italiano GT Endurance - Analisi Tempi Free Practice 2

Vallelunga 4.085 m

2 / 9

28	12.052	31.982	28.120	20.775	1'32.929C	235,8	18:43'30.092	26	20.215	36.140	29.243	23.769	1'49.367P	225,9	18:41'16.979
29	17.099							27	12.161	31.754	28.197	20.090	1'32.202	233,8	18:42'49.181
								28	12.135	31.854				234,8	

16 AKM Motorsport (1'33.763)

Lap	Seg.1	Seg.2	Seg.3	Seg.4	Lap Time	km/h	Local Time
1							
2	17.096	33.670	29.119	20.524	1'40.409P	230,3	17:49'35.791
3	12.282	32.498	28.965	21.027	1'34.772	236,8	17:51'10.563
4	14.885	37.707	31.627	20.821	1'45.040	222,7	17:52'55.603
5	12.358	32.653	28.677	20.534	1'34.222	235,3	17:54'29.825
6	12.310	32.371	28.802	20.475	1'33.958	235,8	17:56'03.783
7	12.329	37.032	35.320	3'34.939	4'59.620P	226,4	18:01'03.403
8	16.893	32.908	32.979	22.283	1'45.063P	234,3	18:02'48.466
9	12.355	32.402	28.803	26.828	1'40.388	235,3	18:04'28.854
10	12.788	33.200	35.050	21.064	1'42.102	234,3	18:06'10.956
11	12.309	32.259	29.003	20.565	1'34.136	234,8	18:07'45.092
12	12.274	32.328	28.965	20.528	1'34.095	234,8	18:09'19.187
13	13.905	34.488	31.866	2'03.252	3'23.511P	232,8	18:12'42.698
14	20.006	33.952	29.330	33.067	1'56.355P	232,3	18:14'39.053
15	36.334	1'08.510	43.118	37.822	3'05.784	81,0	18:17'44.837
16	32.468	35.568	29.594	20.762	1'58.392	229,3	18:19'43.229
17	12.777	33.040	30.182	21.185	1'37.184	235,3	18:21'20.413
18	13.664	32.651	28.896	20.471	1'35.682	236,8	18:22'56.095
19	12.612	32.622	28.829	20.359	1'34.422	235,8	18:24'30.517
20	12.559	33.134	29.921	22.935	1'38.549	233,3	18:26'09.066
21	12.568	32.470	28.932	20.298	1'34.268	235,3	18:27'43.334
22	12.460	32.657	28.752	20.510	1'34.379	235,3	18:29'17.713
23	12.491	32.519	28.801	20.393	1'34.204	234,3	18:30'51.917
24	12.572	32.576	28.778	2'00.716	3'14.642P	233,8	18:34'06.559
25	33.397	1'08.479	50.436	35.915	3'08.227P	80,7	18:37'14.786
26	12.709	33.025	29.378	21.994	1'37.106	232,3	18:38'51.892
27	12.075	32.514	28.855	20.514	1'33.958	234,8	18:40'25.850
28	12.051	32.289	28.863	20.560	1'33.763	235,3	18:41'59.613
29	12.056	32.067	28.655	20.317	1'33.095C	235,3	18:43'32.708
30	16.153						

19 VSR (1'32.866)

Lap	Seg.1	Seg.2	Seg.3	Seg.4	Lap Time	km/h	Local Time
1							
2	17.911	33.159	29.300	25.571	1'45.941P	229,3	17:49'53.861
3	12.444	32.978	35.826	23.003	1'44.251	237,4	17:51'38.112
4	12.280	33.206	29.384	20.552	1'35.422	235,8	17:53'13.534
5	13.231	33.200	29.603	5'36.436	6'52.470P	236,8	18:00'06.004
6	16.566	32.445	28.780	21.996	1'39.787P	234,3	18:01'45.791
7	12.169	32.441	28.775	20.486	1'33.871	232,8	18:03'19.662
8	12.172	32.132	28.658	20.434	1'33.396	237,4	18:04'53.058
9	12.115	32.667	29.120	2'20.408	3'34.310P	236,8	18:08'27.368
10	17.413	32.890	29.155	20.930	1'40.388P	235,3	18:10'07.756
11	12.336	32.116	29.096	20.372	1'33.920	235,3	18:11'41.676
12	12.077	31.947	28.591	20.251	1'32.866	237,9	18:13'14.542
13	12.051	32.713	43.218	4'19.594	5'47.576P	236,3	18:19'02.118
14	16.875	32.711	29.671	20.928	1'40.185P	234,8	18:20'42.303
15	12.104	32.162	28.726	20.676	1'33.668	236,3	18:22'15.971
16	12.340	32.411	29.786	21.116	1'35.653	236,8	18:23'51.624
17	12.052	31.988	28.561	20.769	1'33.370	237,9	18:25'24.994
18	12.083	32.796	28.621	2'28.041	3'41.541P	239,5	18:29'06.535
19	16.462	32.667	30.422	23.722	1'43.273P	235,3	18:30'49.808
20	12.265	32.218	28.703	20.421	1'33.607	236,8	18:32'23.415
21	13.110	32.907	29.041	20.682	1'35.740	238,4	18:33'59.155
22	34.200	1'08.096	54.352	36.016	3'12.664	81,5	18:37'11.819
23	12.510	32.446	28.899	21.538	1'35.393	234,3	18:38'47.212
24	12.264	33.073	28.865			237,9	

27 Scuderia Baldini (1'31.899)

Lap	Seg.1	Seg.2	Seg.3	Seg.4	Lap Time	km/h	Local Time
1							
2	17.722	34.723	29.748	21.238	1'43.431P	228,8	17:49'26.332
3	12.274	33.706	29.478	20.682	1'36.140	233,8	17:51'02.472
4	13.841	32.608	28.699	20.514	1'35.662	234,8	17:52'38.134
5	12.218	32.184	28.892	20.511	1'33.805	234,3	17:54'11.939
6	12.477	33.250	28.827	20.525	1'35.079	234,3	17:55'47.018
7	12.245	32.335	28.624	20.464	1'33.668	234,8	17:57'20.686
8	12.209	32.943	28.845	20.507	1'34.504	232,3	17:58'55.190
9	12.233	32.342	28.570	20.525	1'33.670	233,8	18:00'28.860
10	13.496	33.918	29.262	21.704	1'38.380	233,8	18:02'07.240
11	12.221	33.258	28.952	20.631	1'35.062	235,3	18:03'42.302
12	13.416	32.818	28.913	2'24.016	3'39.163P	235,8	18:07'21.465
13	16.960	33.387	29.355	28.311	1'48.013P	233,8	18:09'09.478
14	12.298	32.840	29.129	20.726	1'34.993	235,3	18:10'44.471
15	12.265	33.011	28.648	20.357	1'34.281	231,8	18:12'18.752
16	12.154	32.055	28.519	20.198	1'32.926	234,8	18:13'51.678
17	12.149	1'03.030	41.160	3'29.834	5'26.173P	80,9	18:19'17.851
18	18.440	34.654	33.177	21.165	1'47.436P	188,5	18:21'05.287
19	12.113	31.948	28.147	20.016	1'32.224	234,3	18:22'37.511
20	12.950	37.095	31.641	21.101	1'42.787	223,1	18:24'20.298
21	12.099	31.780	28.091	19.929	1'31.899	235,3	18:25'52.197
22	12.060	31.631	28.849	2'20.330	3'32.870P	235,8	18:29'25.067
23	17.617	34.077	29.632	20.500	1'41.826P	228,3	18:31'06.893
24	12.035	31.664	28.464	20.043	1'32.206	235,3	18:32'39.099
25	12.097	33.463	31.907	5'37.442	6'54.909P	234,8	18:39'34.008
26	18.275	34.189	31.023	21.356	1'44.843P	233,3	18:41'18.851
27	12.651	32.135	28.506	20.199	1'33.491	233,8	18:42'52.342
28	12.123	31.709					

17 EF Racing (1'32.202)

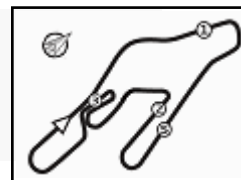
Lap	Seg.1	Seg.2	Seg.3	Seg.4	Lap Time	km/h	Local Time
1							
2	18.972	36.829	30.020	21.238	1'47.059P	219,5	17:49'11.978
3	13.502	34.210	29.260	22.264	1'39.236	230,3	17:50'51.214
4	12.428	32.285	28.707	23.046	1'36.466	233,3	17:52'27.680
5	12.342	32.317	28.617	20.494	1'33.770	232,8	17:54'01.450
6	12.325	32.274	28.415	20.343	1'33.357	233,8	17:55'34.807
7	12.260	33.502	32.236	22.113	1'40.111	233,8	17:57'14.918
8	12.292	32.139	28.645	20.694	1'33.770	233,3	17:58'48.688
9	12.338	33.911	28.888	3'39.704	4'54.841P	229,8	18:03'43.529
10	22.415	34.151	31.911	23.593	1'52.070P	230,3	18:05'35.599
11	12.422	32.359	29.617	21.649	1'36.047	233,3	18:07'11.646
12	13.143	33.108	31.745	21.105	1'39.101	234,3	18:08'50.747
13	12.215	32.082	28.598	20.416	1'33.311	233,8	18:10'24.058
14	12.397	33.205	29.700	21.060	1'36.362	235,3	18:12'00.420
15	12.206	32.005	28.479	20.428	1'33.118	233,8	18:13'33.538
16	12.225	42.169	42.082	3'56.270	5'32.746P	233,8	18:19'06.284
17	18.951	35.083	30.707	28.374	1'53.115P	227,8	18:20'59.399
18	12.287	33.492	30.370	21.208	1'37.357	233,3	18:22'36.756
19	12.358	32.361	28.678	20.578	1'33.975	234,3	18:24'10.731
20	12.303	32.473	30.681	1'27.988	2'43.445P	233,8	18:26'54.176
21	16.401	33.407	29.843	22.758	1'42.409P	235,3	18:28'36.585
22	12.189	32.284	29.027	21.150	1'34.650	233,8	18:30'11.235
23	12.236	33.639	30.870	21.614	1'38.359	233,3	18:31'49.594
24	12.209	32.304	28.907	20.704	1'34.124	234,3	18:33'23.718
25	12.183	32.505	43.646	4'35.560	6'03.894P	234,3	18:39'27.612

14/06/2024

P = Pits In/Out - C = Lap Time Cancelled

Powered by FICr PERUGIA TIMING





ACI Racing Weekend Vallelunga, 15-16 Giugno 2024

Campionato Italiano GT Endurance - Analisi Tempi Free Practice 2

Vallelunga 4.085 m

4 / 9

20	12.371	32.017	28.643	21.306	1'34.337	236,3	18:24'24.142	6	12.052	32.429	28.876	20.666	1'34.023	236,8	17:55'05.072
21	13.204	35.376	32.264	20.965	1'41.809	233,8	18:26'05.951	7	12.185	33.260	29.088	3'34.235	4'48.768P	234,3	17:59'53.840
22	12.330	31.970	28.496	20.490	1'33.286	236,3	18:27'39.237	8	16.214	32.615	29.025	21.540	1'39.394P	234,8	18:01'33.234
23	12.344	38.722	31.569	3'09.457	4'32.092P	186,5	18:32'11.329	9	12.118	32.423	28.740	20.468	1'33.749	235,3	18:03'06.983
24	17.397	34.636	29.304	20.250	1'41.587P	198,2	18:33'52.916	10	12.061	32.821	36.657			236,3	
25	12.229	1'19.348	46.564	38.236	2'56.377	70,7	18:36'49.293								
26	25.318	32.844	28.648	20.120	1'46.930	235,3	18:38'36.223								
27	12.000	32.006	30.637	20.227	1'34.870	234,8	18:40'11.093								
28	11.998	31.616	28.155	20.269	1'32.038	242,7	18:41'43.131								
29	12.208	33.347	29.838	20.133	1'35.526	240,5	18:43'18.657								
30	11.976														

66 VSR (1'32.946)

Lap	Seg.1	Seg.2	Seg.3	Seg.4	Lap Time	km/h	Local Time
1							
2	18.446	35.957	31.138	21.779	1'47.320P	224,1	17:49'01.042
3	12.377	32.417	28.501	20.438	1'33.733	235,8	17:50'34.775
4	12.148	31.885	28.443	20.470	1'32.946	237,4	17:52'07.721
5	12.300	32.861	28.902	21.749	1'35.812	235,8	17:53'43.533
6	12.238	32.136	28.638	20.412	1'33.424	236,3	17:55'16.957
7	12.189	32.244	28.459	20.494	1'33.386	236,3	17:56'50.343
8	12.398	32.344	29.211	5'31.582	6'45.535P	236,3	18:03'35.878
9	22.393	44.304	36.858	21.300	2'04.855P	178,5	18:05'40.733
10	12.915	36.155	37.319	23.164	1'49.553	236,8	18:07'30.286
11	12.672	32.703	38.933	22.271	1'46.579	236,8	18:09'16.865
12	12.721	36.073	34.771	20.854	1'44.419	220,0	18:11'01.284
13	12.415	32.396	28.597	20.578	1'33.986	237,4	18:12'35.270
14	13.977	33.120	28.755	27.722	1'43.574	235,8	18:14'18.844
15	35.966	1'09.025	43.993	3'48.948	6'17.932P	82,1	18:20'36.776
16	17.644	33.387	29.041	20.759	1'40.831P	233,3	18:22'17.607
17	12.356	32.309	28.745	21.491	1'34.901	236,8	18:23'52.508
18	12.380	32.256	28.718	20.433	1'33.787	237,9	18:25'26.295
19	12.348	32.220	28.522	20.513	1'33.603	238,4	18:26'59.898
20	12.237	32.231	29.127	20.567	1'34.162	237,9	18:28'34.060
21	13.207	32.547	28.542	21.811	1'36.107	236,8	18:30'10.167
22	12.266	32.177	28.700	20.504	1'33.647	236,3	18:31'43.814
23	12.268	32.301	28.419	4'55.875	6'08.863P	237,4	18:37'52.677
24	17.038	33.265	28.714	20.663	1'39.680P	232,8	18:39'32.357
25	13.371	33.565	31.941	20.707	1'39.584	236,8	18:41'11.941
26	12.529	32.071	28.762	20.394	1'33.756	237,4	18:42'45.697
27	12.514	32.096				236,8	

75 Double TT Racing (1'33.844)

Lap	Seg.1	Seg.2	Seg.3	Seg.4	Lap Time	km/h	Local Time
1							
2	17.686	35.342	30.353	21.204	1'44.585P	196,0	17:48'03.319
3	12.523	32.878	29.346	20.781	1'35.528	240,0	17:49'38.847
4	12.348	32.597	29.910	20.968	1'35.823	235,3	17:51'14.670
5	12.447	37.466	31.348	3'02.413	4'23.674P	225,9	17:55'38.344
6	17.074	32.997	29.136	20.817	1'40.024P	238,4	17:57'18.368
7	12.698	33.176	30.885	21.011	1'37.770	236,8	17:58'56.138
8	12.187	32.391	28.996	20.567	1'34.141	235,8	18:00'30.279
9	12.719	34.312	29.282	21.517	1'37.830	236,3	18:02'08.109
10	12.185	33.206	29.111	20.648	1'35.150	232,8	18:03'43.259
11	14.012	32.966	29.371	4'04.581	5'20.930P	234,3	18:09'04.189
12	20.809	35.759	29.431	20.784	1'46.783P	208,9	18:10'50.972
13	12.865	32.754	31.735	20.579	1'37.933	233,8	18:12'28.905
14	12.177	32.099	29.168	20.400	1'33.844	235,8	18:14'02.749
15	12.163	1'03.129	42.375	37.169	2'34.836	81,0	18:16'37.585
16	36.205	1'02.109	31.203	20.681	2'30.198	81,0	18:19'07.783
17	12.386	33.579	29.158	20.649	1'35.772	234,8	18:20'43.555
18	12.141	33.679	29.362	2'33.022	3'48.204P	225,5	18:24'31.759
19	17.953	34.240	29.899	21.817	1'43.909P	232,3	18:26'15.668
20	12.604	33.404	29.050	20.824	1'35.882	234,8	18:27'51.550
21	12.522	33.200	29.069	20.758	1'35.549	233,3	18:29'27.099
22	12.543	33.061	29.153	20.623	1'35.380	233,8	18:31'02.479
23	12.547	32.803	29.168	1'22.826	2'37.344P	235,8	18:33'39.823
24	17.697	48.308	42.449	37.192	2'25.646P	235,8	18:36'05.469
25	36.247	46.144	29.937	21.447	2'13.775	214,3	18:38'19.244

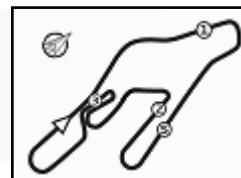
63 VSR (1'33.703)

Lap	Seg.1	Seg.2	Seg.3	Seg.4	Lap Time	km/h	Local Time
1							
2	16.432	32.974	29.868	21.106	1'40.380P	232,3	17:48'47.548
3	12.274	33.218	29.014	20.970	1'35.476	235,3	17:50'23.024
4	12.127	32.365	28.708	20.503	1'33.703	236,8	17:51'56.727
5	12.079	32.438	29.091	20.714	1'34.322	236,8	17:53'31.049

14/06/2024

P = Pits In/Out - C = Lap Time Cancelled





ACI Racing Weekend Vallelunga, 15-16 Giugno 2024

Campionato Italiano GT Endurance - Analisi Tempi Free Practice 2

Vallelunga 4.085 m

5 / 9

26	12.816	33.066	29.716	21.573	1'37.171	232,8	18:39'56.415	26	12.315	32.426	34.309	238,9
27	12.654	32.970	29.303	20.979	1'35.906	235,3	18:41'32.321					
28	12.592	32.929	29.300	20.820	1'35.641	235,8	18:43'07.962					
29	12.605					150,2						

99 Tresor Audi Sport Italia (1'32.746)

Lap	Seg.1	Seg.2	Seg.3	Seg.4	Lap Time	km/h	Local Time
1							
2	17.678	40.349	35.111	24.059	1'57.197P	173,1	17:49'27.329
3	12.339	33.207	29.602	21.913	1'37.061	240,0	17:51'04.390
4	12.320	32.617	28.806	20.342	1'34.085	242,7	17:52'38.475
5	12.297	32.177	29.280	23.787	1'37.541	242,7	17:54'16.016
6	12.218	32.384	28.624	20.315	1'33.541	241,1	17:55'49.557
7	12.203	32.645	32.115	25.498	1'42.461	242,2	17:57'32.018
8	12.180	31.963	28.447	20.156	1'32.746	239,5	17:59'04.764
9	12.430	32.749	28.587	2'05.013	3'18.779P	240,5	18:02'23.543
10	16.877	33.068	29.008	20.873	1'39.826P	236,3	18:04'03.369
11	12.256	32.715	28.330	20.620	1'33.921	241,1	18:05'37.290
12	12.721	32.170	28.917	25.028	1'38.836	240,0	18:07'16.126
13	12.191	34.518	29.352	20.778	1'36.839	224,1	18:08'52.965
14	12.369	32.316	28.691	3'20.618	4'33.994P	238,4	18:13'26.959
15	16.865	41.613	42.999	37.829	2'19.306P	237,4	18:15'46.265
16	36.839	1'09.624	39.885	20.526	2'46.874	81,3	18:18'33.139
17	12.616	33.065	29.943	21.080	1'36.704	238,4	18:20'09.843
18	12.534	33.150	29.613	20.521	1'35.818	241,1	18:21'45.661
19	12.295	33.250	28.646	20.525	1'34.716	242,2	18:23'20.377
20	12.299	32.155	29.985	24.164	1'38.603	242,2	18:24'58.980
21	12.173	32.020	28.458	20.312	1'32.963	241,1	18:26'31.943
22	12.123	32.648	29.100	1'52.967	3'06.838P	239,5	18:29'38.781
23	16.604	32.338	28.569	20.142	1'37.653P	237,9	18:31'16.434
24	12.282	32.641	28.340	20.151	1'33.414	236,8	18:32'49.848
25	12.180	32.065	28.667	32.060	1'44.972	242,2	18:34'34.820
26	36.826	1'14.849	46.680	20.633	2'58.988	81,3	18:37'33.808
27	12.288	32.105	28.992	20.514	1'33.899	237,9	18:39'07.707
28	12.177	32.117	28.573	20.394	1'33.261	241,1	18:40'40.968
29	12.569	32.183	28.333	20.794	1'33.879	242,7	18:42'14.847
30	12.301	32.471				240,5	

77 Nova Race Events (1'34.216)

Lap	Seg.1	Seg.2	Seg.3	Seg.4	Lap Time	km/h	Local Time
1							
2	18.921	35.608	30.457	22.200	1'47.186P	230,8	17:47'50.166
3	13.116	33.482	30.056	21.424	1'38.078	235,8	17:49'28.244
4	12.602	33.962	30.098	22.264	1'38.926	235,8	17:51'07.170
5	15.834	1'05.051	32.650	2'55.785	4'49.320P	162,4	17:55'56.490
6	18.649	36.394	29.835	22.348	1'47.226P	180,6	17:57'43.716
7	13.509	33.504	29.345	21.037	1'37.395	235,8	17:59'21.111
8	12.716	33.652	29.237	20.943	1'36.548	236,8	18:00'57.659
9	12.690	34.543	30.301	2'38.766	3'56.300P	233,8	18:04'53.959
10	17.590	33.669	29.499	26.186	1'46.944P	235,3	18:06'40.903
11	12.659	32.522	28.990	20.806	1'34.977	238,4	18:08'15.880
12	12.650	32.291	28.812	20.740	1'34.493	240,0	18:09'50.373
13	13.516	32.689	29.246	20.842	1'36.293	237,4	18:11'26.666
14	12.576	32.690	28.925	20.571	1'34.762	239,5	18:13'01.428
15	14.220	33.255	34.897	37.056	1'59.428	237,9	18:15'00.856
16	35.849	1'14.967	48.007	35.032	3'13.855	74,3	18:18'14.711
17	12.889	33.816	43.880	25.338	1'55.923	237,9	18:20'10.634
18	12.717	33.258	30.055	20.770	1'36.800	241,1	18:21'47.434
19	12.363	33.037	29.716	2'23.629	3'38.745P	239,5	18:25'26.179
20	16.924	34.021	35.521	22.014	1'48.480P	236,3	18:27'14.659
21	12.369	33.014	29.246	21.016	1'35.645	240,0	18:28'50.304
22	12.475	32.995	29.263	2'19.097	3'33.830P	236,8	18:32'24.134
23	16.599	35.484	32.003	23.519	1'47.605P	177,9	18:34'11.739
24	37.470	1'18.613	47.863	26.258	3'10.204	69,4	18:37'21.943
25	12.409	38.944	35.797	21.302	1'48.452	234,8	18:39'10.395
26	12.319	32.540	29.274	20.756	1'34.889	236,8	18:40'45.284
27	12.105	32.660	28.682	20.769	1'34.216	238,4	18:42'19.500
28	12.339	33.583	30.336			238,4	

103 Easy Race (1'38.701)

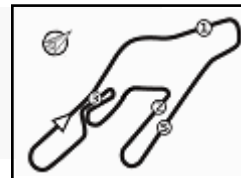
Lap	Seg.1	Seg.2	Seg.3	Seg.4	Lap Time	km/h	Local Time
1							
2	21.358	38.390	31.381	22.789	1'53.918P	230,3	17:47'32.537
3	13.632	39.457	35.255	22.828	1'51.172	189,8	17:49'23.709
4	13.941	39.655	37.625	23.053	1'54.274	229,3	17:51'17.983
5	13.739	36.084	32.570	22.357	1'44.750	235,3	17:53'02.733
6	13.557	34.685	32.873	22.271	1'43.386	235,8	17:54'46.119
7	13.335	34.835	30.533	22.055	1'40.758	234,8	17:56'26.877
8	13.337	35.127	30.905	22.047	1'41.416	236,8	17:58'08.293
9	13.198	34.341	30.369	22.077	1'39.985	233,3	17:59'48.278
10	13.537	37.251	32.078	2'28.513	3'51.379P	234,8	18:03'39.657
11	19.590	37.848	33.962	25.976	1'57.376P	224,5	18:05'37.033
12	13.981	34.811	31.154	22.225	1'42.171	236,3	18:07'19.204
13	13.167	35.188	30.261	22.291	1'40.907	235,8	18:09'00.111
14	13.293	34.905	30.687	22.303	1'41.188	235,3	18:10'41.299
15	13.614	35.674	30.463	22.075	1'41.826	235,8	18:12'23.125
16	13.301	35.250	31.309	22.566	1'42.426	233,8	18:14'05.551
17	15.263	59.384	44.510	3'26.777	5'25.934P	91,2	18:19'31.485
18	19.436	36.128	30.409	22.440	1'48.413P	233,3	18:21'19.898
19	14.905	35.272	30.184	22.018	1'42.379	234,8	18:23'02.277
20	13.403	34.550	29.968	21.539	1'39.460	236,8	18:24'41.737
21	13.071	34.127	29.735	21.768	1'38.701	234,8	18:26'20.438
22	13.879	34.835	30.650	21.873	1'41.237	236,8	18:28'01.675
23	13.084	35.337	30.534	21.733	1'40.688	233,3	18:29'42.363
24	13.595	36.401	30.686	2'16.808	3'37.490P	234,3	18:33'19.853
25	21.012	42.781	46.518	2'58.001	4'48.312P	233,8	18:38'08.165
26	19.711	36.074	30.411	22.920	1'49.116P	234,8	18:39'57.281

14/06/2024

P = Pits In/Out - C = Lap Time Cancelled

Powered by FICr PERUGIA TIMING





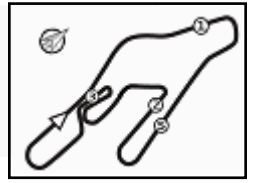
Vallelunga 4.085 m

ACI Racing Weekend Vallelunga, 15-16 Giugno 2024

Campionato Italiano GT Endurance - Analisi Tempi Free Practice 2

21	14.950	39.520	33.846	24.318	1'52.634	215,6	18:26'18.074
22	14.141	37.096	33.241	24.034	1'48.512	218,6	18:28'06.586
23	14.479	36.203	30.636	22.166	1'43.484	225,5	18:29'50.070
24	13.589	37.258	30.975	22.215	1'44.037	217,7	18:31'34.107
25	13.611	36.920	30.347	22.077	1'42.955	227,4	18:33'17.062
26	13.497	36.159	43.873	1'50.298	3'23.827P	227,4	18:36'40.889
27	29.394	36.772	33.946	22.648	2'02.760P	224,1	18:38'43.649
28	13.793	36.191	32.075	22.742	1'44.801	228,8	18:40'28.450
29	13.450	34.946	30.351	22.135	1'40.882	229,8	18:42'09.332
30	13.390	35.054	30.426			229,8	



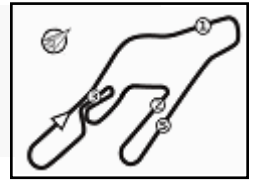


Vallelunga 4.085 m

ACI Racing Weekend Vallelunga, 15-16 Giugno 2024

Campionato Italiano GT Endurance - Pit Times Free Practice 2

No.	Entrant	Car		Local Time	Pit Time
5	L&A Infinity	J.LORENZO			
			PIT OUT	17:45'09.726	
			PIT IN	17:56'35.001	
			PIT OUT	18:00'43.745	4'08.744
			PIT IN	18:04'05.850	
			PIT OUT	18:05'27.230	1'21.380
			PIT IN	18:10'31.465	
			PIT OUT	18:14'09.853	3'38.388
			PIT IN	18:29'03.008	
			PIT OUT	18:31'43.731	2'40.723
7	BMW Italia Ceccato Racing	S.COMANDINI			
			PIT OUT	17:45'06.490	
			PIT IN	17:53'47.368	
			PIT OUT	17:58'23.392	4'36.024
			PIT IN	18:09'29.416	
			PIT OUT	18:12'03.568	2'34.152
			PIT IN	18:15'46.045	
			PIT OUT	18:18'26.446	2'40.401
			PIT IN	18:31'02.109	
			PIT OUT	18:36'48.828	5'46.719
8	BMW Italia Ceccato Racing	M.CASSARÀ			
			PIT OUT	17:45'07.447	
			PIT IN	17:59'19.334	
			PIT OUT	18:01'21.893	2'02.559
			PIT IN	18:11'04.528	
			PIT OUT	18:13'24.992	2'20.464
			PIT IN	18:27'56.918	
			PIT OUT	18:29'49.253	1'52.335
			PIT IN	18:34'48.305	
			PIT OUT	18:36'54.920	2'06.615
12	Tresor Audi Sport Italia	A.AKA			
			PIT OUT	17:52'00.888	
			PIT IN	18:04'40.715	
			PIT OUT	18:06'18.618	1'37.903
			PIT IN	18:14'14.084	
			PIT OUT	18:17'57.116	3'43.032
			PIT IN	18:25'51.979	
			PIT OUT	18:27'18.503	1'26.524
			PIT IN	18:35'49.216	
			PIT OUT	18:37'09.725	1'20.509
16	AKM Motorsport	G.SANDRUCCI			
			PIT OUT	17:47'56.639	
			PIT IN	17:57'40.519	
			PIT OUT	18:01'04.665	3'24.146
			PIT IN	18:10'52.093	
			PIT OUT	18:12'43.955	1'51.862
			PIT IN	18:32'20.495	
			PIT OUT	18:34'07.816	1'47.321
17	EF Racing	E.FULGENZI			
			PIT OUT	17:47'25.497	
			PIT IN	18:00'16.044	
			PIT OUT	18:03'44.107	3'28.063
			PIT IN	18:15'29.083	

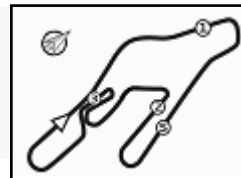


Vallelunga 4.085 m

ACI Racing Weekend Vallelunga, 15-16 Giugno 2024

Campionato Italiano GT Endurance - Pit Times Free Practice 2

No. Entrant	Car		Local Time	Pit Time		
17	EF Racing	E.FULGENZI	PIT OUT	18:19'06.861	3'37.778	
			PIT IN	18:25'40.014		
			PIT OUT	18:26'54.752		1'14.738
			PIT IN	18:35'14.424		
			PIT OUT	18:39'28.188		
19	VSR	R.CAZZANIGA	PIT OUT	17:48'08.561	5'23.716	
			PIT IN	17:54'42.905		
			PIT OUT	18:00'06.621		2'07.327
			PIT IN	18:06'20.651		
			PIT OUT	18:08'27.978		4'00.468
			PIT IN	18:15'02.262		
			PIT OUT	18:19'02.730		
			PIT IN	18:26'51.378		2'15.770
			PIT OUT	18:29'07.148		
			PIT IN	18:40'13.776		
27	Scuderia Baldini	A.LECLERC	PIT OUT	17:47'43.476	2'11.863	
			PIT IN	18:05'10.175		
			PIT OUT	18:07'22.038		3'10.984
			PIT IN	18:16'07.437		
			PIT OUT	18:19'18.421		2'09.238
			PIT IN	18:27'16.415		
			PIT OUT	18:29'25.653		
			PIT IN	18:34'11.582		5'23.002
			PIT OUT	18:39'34.584		
			28	Nova Race Events		A.MARCHETTI
PIT IN	18:01'00.127					
PIT OUT	18:03'08.915	1'25.525				
PIT IN	18:13'24.005					
PIT OUT	18:14'49.530	2'38.033				
PIT IN	18:17'44.620					
PIT OUT	18:20'22.653					
PIT IN	18:35'30.464					
32	Auto Sport Racing	S.MUR	PIT OUT	17:47'34.677	4'09.404	
			PIT IN	17:59'39.892		
			PIT OUT	18:03'49.296		19'09.355
			PIT IN	18:12'23.484		
			PIT OUT	18:31'32.839		
			PIT IN	18:33'32.970		
33	Auto Sport Racing	M.PAVLOVIC	PIT OUT	17:48'51.557	2'00.823	
			PIT IN	17:58'23.508		
			PIT OUT	18:00'24.331		3'10.898
			PIT IN	18:15'35.267		
			PIT OUT	18:18'46.165		
			PIT IN	18:34'58.638		
50	AF Corse	R.PONZIO	PIT OUT	17:47'04.529	2'34.686	
			PIT IN	17:53'31.864		
			PIT OUT	17:56'06.550		

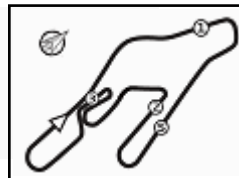


Vallelunga 4.085 m

ACI Racing Weekend Vallelunga, 15-16 Giugno 2024

Campionato Italiano GT Endurance - Pit Times Free Practice 2

No. Entrant	Car		Local Time	Pit Time	
50	AF Corse	R.PONZIO	PIT IN	18:00'51.987	
			PIT OUT	18:03'05.017	2'13.030
			PIT IN	18:14'08.116	
			PIT OUT	18:18'37.235	4'29.119
			PIT IN	18:29'35.459	
			PIT OUT	18:36'51.644	7'16.185
51	AF Corse	A.BRACALENTE	PIT OUT	17:45'52.499	
			PIT IN	17:47'43.214	
			PIT OUT	17:49'06.975	1'23.761
			PIT IN	18:03'41.561	
			PIT OUT	18:07'04.998	3'23.437
			PIT IN	18:29'16.514	
54	Imperiale Sport Car Service	A.FARHADI	PIT OUT	17:46'46.117	
			PIT IN	18:01'21.362	
			PIT OUT	18:04'44.194	3'22.832
55	Nova Race Events	V.SCARPETTA	PIT OUT	17:45'20.727	
			PIT IN	17:57'56.162	
			PIT OUT	18:00'25.315	2'29.153
			PIT IN	18:08'29.390	
			PIT OUT	18:09'42.035	1'12.645
			PIT IN	18:19'15.099	
			PIT OUT	18:27'22.290	8'07.191
			PIT IN	18:35'45.551	
63	VSR	B.MOULIN	PIT OUT	17:47'07.788	
			PIT IN	17:56'32.830	
			PIT OUT	17:59'54.459	3'21.629
			PIT IN	18:04'58.388	
66	VSR	G.STADSBADER	PIT OUT	17:47'14.339	
			PIT IN	17:58'17.453	
			PIT OUT	18:03'36.502	5'19.049
			PIT IN	18:17'07.014	
			PIT OUT	18:20'37.393	3'30.379
			PIT IN	18:33'09.117	
75	Double TT Racing	L.COLAVITA	PIT OUT	18:37'52.726	4'43.609
			PIT OUT	17:46'19.289	
			PIT IN	17:52'49.379	
			PIT OUT	17:55'38.931	2'49.552
			PIT IN	18:05'12.374	
			PIT OUT	18:09'04.770	3'52.396
			PIT IN	18:22'12.344	
			PIT OUT	18:24'32.341	2'19.997
			PIT IN	18:32'31.250	
			PIT OUT	18:33'40.404	1'09.154
77	Nova Race Events	L.MAGNONI	PIT OUT	17:46'03.563	

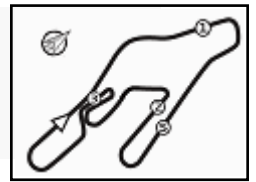


Vallelunga 4.085 m

ACI Racing Weekend Vallelunga, 15-16 Giugno 2024

Campionato Italiano GT Endurance - Pit Times Free Practice 2

No.	Entrant	Car		Local Time	Pit Time
77	Nova Race Events	L.MAGNONI	PIT IN	17:53'16.619	
			PIT OUT	17:55'57.074	2'40.455
			PIT IN	18:02'29.813	
			PIT OUT	18:04'54.546	2'24.733
			PIT IN	18:23'15.813	
			PIT OUT	18:25'26.764	2'10.951
			PIT IN	18:30'17.534	
			PIT OUT	18:32'24.722	2'07.188
85	Imperiale Sport Car Service	R.ROGALSKI	PIT OUT	17:45'43.272	
			PIT IN	17:51'07.096	
			PIT OUT	17:56'45.609	5'38.513
			PIT IN	18:04'41.966	
			PIT OUT	18:09'45.738	5'03.772
			PIT IN	18:18'02.082	
			PIT OUT	18:20'12.898	2'10.816
			PIT IN	18:31'23.672	
99	Tresor Audi Sport Italia	L.MONCINI	PIT OUT	18:32'53.062	1'29.390
			PIT IN	18:32'53.062	
			PIT OUT	17:47'30.738	
			PIT IN	18:00'31.476	
			PIT OUT	18:02'24.138	1'52.662
			PIT IN	18:10'20.720	
			PIT OUT	18:13'27.555	3'06.835
			PIT IN	18:27'59.054	
103	Easy Race	F.LA MAZZA	PIT OUT	18:29'39.378	1'40.324
			PIT IN	18:29'39.378	
			PIT OUT	17:45'39.221	
			PIT IN	18:01'29.565	
			PIT OUT	18:03'40.267	2'10.702
			PIT IN	18:16'24.277	
			PIT OUT	18:19'32.091	3'07.814
			PIT IN	18:31'21.365	
111	Best Lap	L.DEMARCHI	PIT OUT	18:33'20.459	1'59.094
			PIT IN	18:33'20.459	
			PIT OUT	18:35'33.537	
			PIT IN	18:35'33.537	
			PIT OUT	18:38'08.771	2'35.234
			PIT IN	18:38'08.771	
			PIT OUT	17:45'22.546	
			PIT IN	17:54'32.638	
122	Ebimotors	G.NICOLOSI	PIT OUT	17:55'55.219	1'22.581
			PIT IN	18:05'42.229	
			PIT OUT	18:08'58.080	3'15.851
			PIT IN	18:10'40.000	
			PIT OUT	18:11'24.033	44.033
			PIT IN	18:30'09.031	
			PIT OUT	18:32'18.174	2'09.143
			PIT IN	18:32'18.174	
122	Ebimotors	G.NICOLOSI	PIT OUT	18:06'45.482	2'07.830
			PIT IN	18:06'45.482	
			PIT OUT	18:15'11.925	
			PIT IN	18:15'11.925	
			PIT OUT	18:18'20.162	3'08.237
			PIT IN	18:18'20.162	



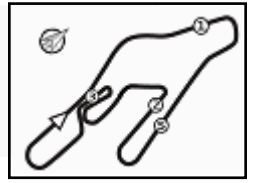
Vallelunga 4.085 m

ACI Racing Weekend Vallelunga, 15-16 Giugno 2024

Campionato Italiano GT Endurance - Pit Times Free Practice 2

No. Entrant	Car		Local Time	Pit Time
122 Ebimotors	G.NICOLOSI	PIT OUT	18:28'37.807	1'48.597
127 Racevent	G.BERTON	PIT OUT	17:46'08.436	
		PIT IN	17:58'03.782	
		PIT OUT	18:02'22.587	4'18.805
		PIT IN	18:12'26.274	
		PIT OUT	18:14'32.526	2'06.252
		PIT IN	18:24'32.241	
		PIT OUT	18:26'13.193	1'40.952
		PIT IN	18:34'13.020	
		PIT OUT	18:36'23.943	2'10.923
151 SR&R	N.RISITANO	PIT OUT	17:46'44.988	
		PIT IN	17:55'39.390	
		PIT OUT	17:57'49.022	2'09.632
		PIT IN	18:09'43.496	
		PIT OUT	18:18'02.899	8'19.403
		PIT IN	18:28'01.596	
		PIT OUT	18:31'06.999	3'05.403
		PIT IN	18:34'47.288	
		PIT OUT	18:37'03.607	2'16.319
172 DL Racing	L.SEGÙ	PIT OUT	17:46'38.139	
		PIT IN	17:56'26.092	
		PIT OUT	17:59'13.168	2'47.076
		PIT IN	18:04'07.385	
		PIT OUT	18:08'23.435	4'16.050
		PIT IN	18:15'24.091	
		PIT OUT	18:18'41.446	3'17.355
		PIT IN	18:30'16.008	
		PIT OUT	18:32'22.120	2'06.112
202 HC Racing Division	A.CLEMENTI PISANI	PIT OUT	17:45'19.732	
		PIT IN	18:01'55.850	
		PIT OUT	18:04'23.269	2'27.419
		PIT IN	18:22'53.658	
		PIT OUT	18:24'40.612	1'46.954
207 Invictus Corse	A.MENDEZ	PIT OUT	17:45'12.261	
		PIT IN	17:53'00.949	
		PIT OUT	18:01'56.742	8'55.793
		PIT IN	18:11'57.394	
		PIT OUT	18:18'23.521	6'26.127
		PIT IN	18:30'02.384	
		PIT OUT	18:32'15.578	2'13.194
212 Best Lap	G.MARZIALETTI	PIT OUT	17:45'34.029	
		PIT IN	17:49'05.307	
		PIT OUT	17:49'47.564	42.257
		PIT IN	17:51'22.524	
		PIT OUT	17:54'05.792	2'43.268
		PIT IN	18:05'49.448	
		PIT OUT	18:09'11.603	3'22.155



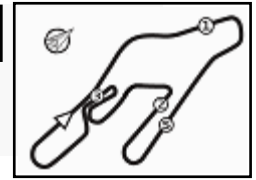


Vallelunga 4.085 m

ACI Racing Weekend Vallelunga, 15-16 Giugno 2024

Campionato Italiano GT Endurance - Pit Times Free Practice 2

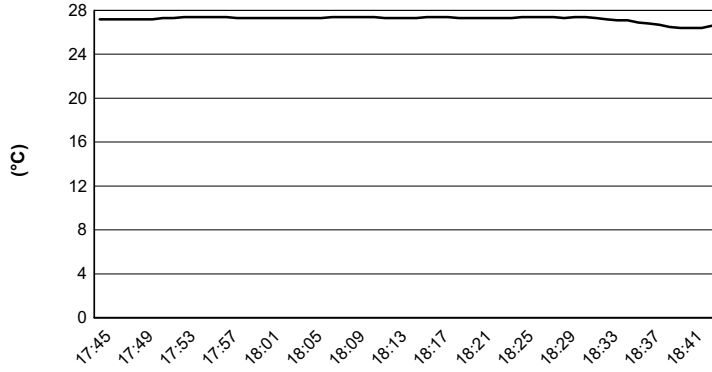
No. Entrant	Car		Local Time	Pit Time
212 Best Lap	G.MARZIALETTI	PIT IN	18:26'31.624	
		PIT OUT	18:27'14.060	42.436
		PIT IN	18:28'50.677	
217 EF Racing	S.VAN DER SLOOT	PIT OUT	17:46'53.741	
		PIT IN	17:48'35.319	
		PIT OUT	17:49'43.108	1'07.789
232 LEMA Racing	A.LAH	PIT OUT	17:47'20.283	
		PIT IN	18:04'39.535	
		PIT OUT	18:06'51.088	2'11.553
		PIT IN	18:17'26.351	
		PIT OUT	18:18'58.366	1'32.015
		PIT IN	18:26'11.947	
272 DL Racing	S.GATTUSO	PIT OUT	18:27'53.686	1'41.739
		PIT IN	17:45'24.963	
		PIT OUT	17:54'00.857	
		PIT IN	17:55'51.377	1'50.520
		PIT OUT	18:04'11.688	
		PIT IN	18:08'29.354	4'17.666
291 Centri Porsche Ticino	V.PREZZI	PIT OUT	18:28'11.390	
		PIT IN	18:30'45.791	2'34.401
		PIT OUT	17:45'16.950	
		PIT IN	17:56'58.511	
		PIT OUT	18:01'14.303	4'15.792
		PIT IN	18:09'20.462	
292 Centri Porsche Ticino	M.KNEZ	PIT OUT	18:12'49.534	3'29.072
		PIT IN	18:41'22.324	
		PIT OUT	17:45'14.736	
		PIT IN	17:53'22.865	
		PIT OUT	17:55'23.012	2'00.147
		PIT IN	18:14'50.446	
		PIT OUT	18:18'52.249	4'01.803
		PIT IN	18:35'12.072	
		PIT OUT	18:36'42.156	1'30.084
		PIT IN	18:43'48.322	



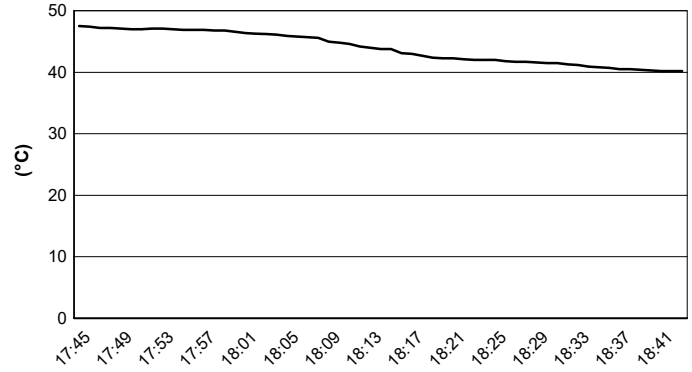
Vallelunga 4.085 m

ACI Racing Weekend Vallelunga, 15-16 Giugno 2024
Campionato Italiano GT Endurance - Meteo Free Practice 2
Session started 17:45 - Session ended 18:43

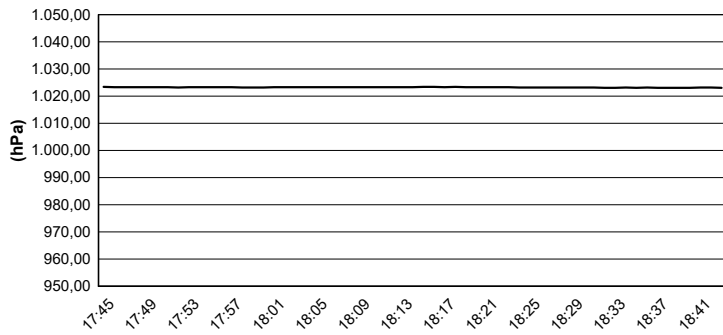
Air Temperature



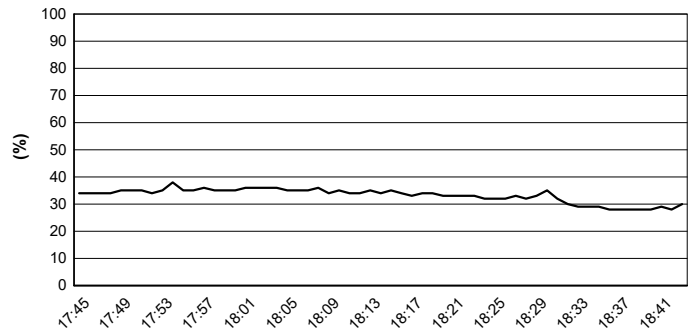
Track Temperature



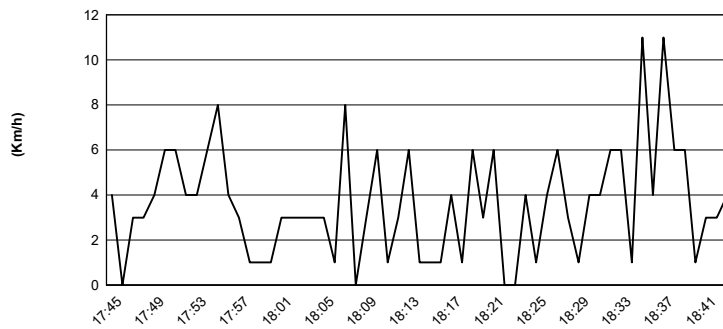
Air Pressure



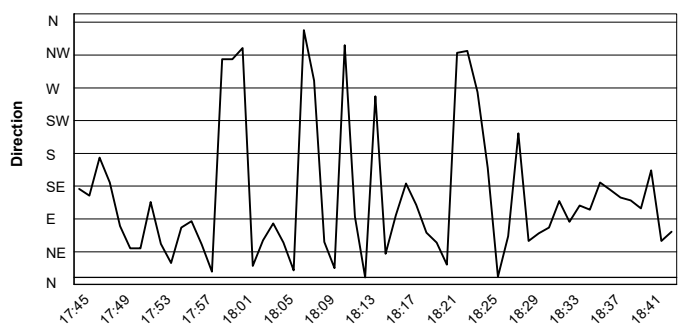
Humidity



Wind Speed



Wind Direction



14/06/2024

